

Pin Joints...the easy way to fit a Timing Belt

You think fitting a timing belt is a time consuming job?
Not with a little help from Ammeraal Beltech!

Pin Joint Belt Splicing

For Fast and Simple Belt Replacement!


Benefits:

- Reduction of installation time
- A fast 'Do it yourself' solution
- Only simple tools needed
- Stronger than synthetic belt fasteners
- Lower noise than with metal fasteners
- Wide range of tooth profiles available
- Suitable for all types of belt reinforcements
- Leaves no gap in the belt cover
- Suitable for high belt speeds
- Does not require larger pulleys


To be used in one travel direction.

Ask Ammeraal Beltech technical support regarding allowable belt loads.

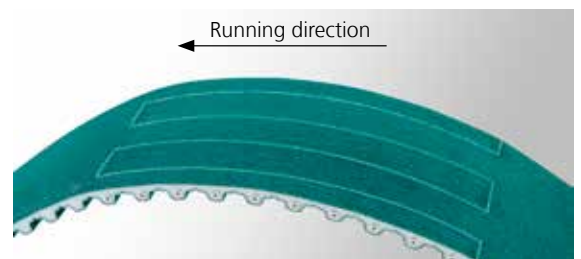
Pin Joint feasibility table			
Belt type	tooth pitch mm/in	minimum belt width (mm)	maximum belt width (mm)
T10	10	16	100
AT10	10	16	100
T20	20	25	100
AT20	20	25	100
HTD 8M	8	15	100
HTD 14M	14	25	100
STD 8M	8	15	100
L	3/8 in	19.1	101.6
H	1/2 in	19.1	101.6
XH	7/8 in	25.4	101.6




Pin Joint timing belts come with pre-cut fingers



Just put the fingers together and insert the pins



The resulting belt surface is smooth and has no gaps



Expert advice, quality solutions
and local service
for all your belting needs
www.ammeraalbeltech.com

Global Headquarters:
Ammeraal Beltech Holding B.V.
P.O. Box 38, 1700 AA Heerhugowaard
The Netherlands

T +31 72 575 1212
F +31 72 571 6455
info@ammeraalbeltech.com

This information is subject to alteration due to continuous development. Ammeraal Beltech will not be held liable for the incorrect use of the above stated information. This information replaces previous information. All activities performed and services rendered by Ammeraal Beltech are subject to general terms and conditions of sale and delivery, as applied by its operating companies.