

PU Linear L Aramid

Article code: TBPU000110

General information

Productgroup	Timing belts, PU Linear
Industry segment	General industry; Wood; Building materials: Stone & ceramics, Bricks & tiles
Main product feature	Positive drive, Wear resistant

Belt construction

Tension member		aramid
Material	body	Polyurethane
Surface	tooth side	Polyurethane
	back side	Polyurethane

Characteristics

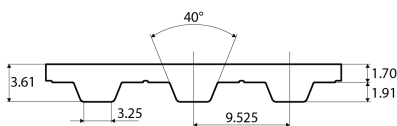
Food Grade (FG)	no	
Antistatic (AS)	no	
Oil & Fat resistance	yes	

Technical data

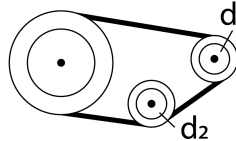
Tooth	profile		L		
	pitch		9.525 mm	0.37 in.	
Hardness body material	ISO 868		92A Shore		
Belt thickness	total		3.6 mm	0.14 in.	
Belt weight			3.6 kg/m ²	0.74 lbs/ft ²	
Coefficient of friction	tooth side to steel	dynamic	0,5		
Operating temperature	continuous	from / to	-10 / 80 °C	14 / 176 °F	
Minimum pulley diameter	A) without counter flexing	number of teeth, t1	15		
		d1	44.72 mm	1.76 in.	
		d2	50 mm	1.97 in.	
	B) with counter flexing	number of teeth, t1	20		
		d1	59.88 mm	2.36 in.	
		d2	50 mm	1.97 in.	
Belt width	maximum		101.6 mm	4 in.	
Endless length	minimum		500 mm	19.69 in.	
Manufacturing length	standard		100000 mm	328.08 ft.	

Reference images

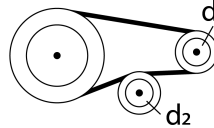
Side view



A) without counter flexing



B) with counter flexing



Fabrication

This information on the fabrication options is general, please contact Ammeraal Beltech for the specific fabrication possibilities of the timing belt of your choice.

Open end, prepared splice, spliced endless with mechanical fastener or a pin joint fastener.

Cleats welded or mechanically attached, metal teeth, guides welded or glued.

Covers can be welded, glued, coated or vulkanized onto the back side of the timing belt.

Thermoplastic covers can be embossed. Perforations, lateral and longitudinal slots, lateral and longitudinal profiles.

Additional Information

Tooth profile according to standard: metric ISO 17396 , imperial ISO 5296-1, curvilinear ISO 13050, depending on the belt type.

This sheet contains typical values, which apply to a temperature of approx. 20 °C (68 °F), unless otherwise stated, individual data may differ.

Consult our specialists for further information like technical calculations. Instructions regarding joining, storage & maintenance and tracking & tensioning.

Standard belt width [mm]	Allow. tensile load Linear open end & Torque [N]	Allow. tensile load Linear welded endless [N]		Spring force [N]
12.7	830	415		157500
19.1	1250	325		283500
25.4	1660	830		378000
38.1	2480	1240		567000
50.8	3320	1660		756000
76.2	4960	2480		1161000
101.61	6640	3320		1539000

Speed rpm [1/min]	Specific tooth force [N/mm]	Specific power [W/mm]	
0	3.86	0	
25	3.655	0.015	
50	3.57	0.028	
75	3.492	0.042	
100	3.407	0.054	
150	3.283	0.078	
200	3.159	0.1	
300	2.979	0.142	
400	2.839	0.18	
500	2.725	0.216	
750	2.507	0.298	
1000	2.344	0.372	
1250	2.214	0.439	
1500	2.107	0.502	
1750	2.015	0.56	
2000	1.935	0.614	
3000	1.688	0.804	
4000	1.509	0.958	

Standard