

# PU Torque AT5 Steel NT

Article code: TBUT100800

## General information

<b>Productgroup</b>	Timing belts, PU Torque
<b>Industry segment</b>	General industry; Container & packaging; Paper & print
<b>Main product feature</b>	Low friction tooth side, Positive drive, Wear resistant bottom side

## Belt construction

<b>Tension member</b>		steel
<b>Material</b>	<b>body</b>	Polyurethane
<b>Surface</b>	<b>tooth side</b>	Polyamide fabric
	<b>back side</b>	Polyurethane

## Characteristics

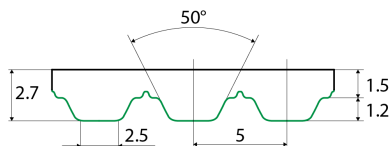
<b>Food Grade (FG)</b>	no
<b>Antistatic (AS)</b>	no
<b>Oil &amp; Fat resistance</b>	yes

## Technical data

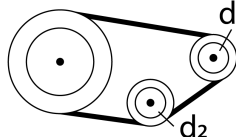
<b>Tooth</b>	profile		AT5		
	pitch		5 mm	0.2 in.	
<b>Hardness body material</b>	ISO 868		92A Shore		
<b>Belt thickness</b>			2.7 mm	0.11 in.	
<b>Belt weight</b>			3.4 kg/m <sup>2</sup>	0.7 lbs/ft <sup>2</sup>	
<b>Coefficient of friction</b>	tooth side to steel	dynamic	0,3		
<b>Operating temperature</b>	continuous	from / to	-10 / 80 °C	14 / 176 °F	
<b>Minimum pulley diameter</b>	A) without counter flexing	number of teeth, t1	15		
		d1	22.64 mm	0.89 in.	
		d2	30 mm	1.18 in.	
	B) with counter flexing	number of teeth, t1	25		
		d1	38.56 mm	1.52 in.	
		d2	60 mm	2.36 in.	
<b>Belt width</b>	maximum		150 mm	5.91 in.	
<b>Belt length</b>	minimum		900 mm	35.43 in.	
	maximum		25000 mm	82.02 ft.	

## Reference images

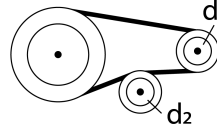
### Side view



### A) without counter flexing



### B) with counter flexing



## Fabrication

This information on the fabrication options is general, please contact Ammeraal Beltech to inquire for the specific fabrication possibilities of the timing belt of your choice.

Cleats welded or mechanically attached, metal teeth, guides welded or glued.

Covers can be welded, glued, coated or vulkanized onto the back side of the timing belt.

Thermoplastic covers can be embossed.

Perforations, lateral and longitudinal slots, lateral and longitudinal profiles.

## Additional Information

Tooth profile according to standard: metric ISO 17396 , imperial ISO 5296-1, curvilinear ISO 13050, depending on the belt type.

This sheet contains typical values, which apply to a temperature of approx. 20 °C (68 °F), unless otherwise stated, individual data may differ.

Consult our specialists for further information like technical calculations. Instructions regarding joining, storage & maintenance and tracking & tensioning.

Standard belt width [mm]	Allow. tensile load Linear open end & Torque [N]	Allow. tensile load Linear welded endless [N]		Spring force [N]
10	560	280		140000
16	1100	550		280000
25	1700	850		437500
32	2220	1110		560000
50	3500	1750		875000
75	5250	2625		1312500
100.1	7000	3500		1750000

Speed rpm [1/min]	Specific tooth force [N/mm]	Specific power [W/mm]	
0	3.64	0	
25	3.572	0.007	
50	3.501	0.015	
75	3.468	0.022	
100	3.424	0.029	
150	3.34	0.042	
200	3.292	0.055	
300	3.192	0.08	
400	3.089	0.103	
500	2.995	0.125	
750	2.807	0.175	
1000	2.649	0.221	
1250	2.522	0.263	
1500	2.416	0.302	
1750	2.326	0.339	
2000	2.242	0.374	
3000	1.985	0.496	
4000	1.796	0.599	

<b>Standard</b>	