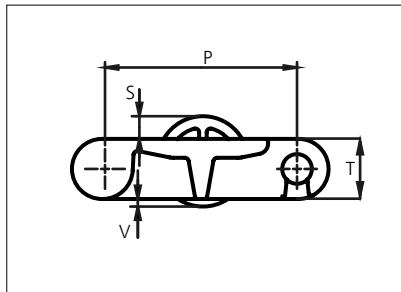




Plastic Modular Belt

Series **uni RTB** Type **M2**

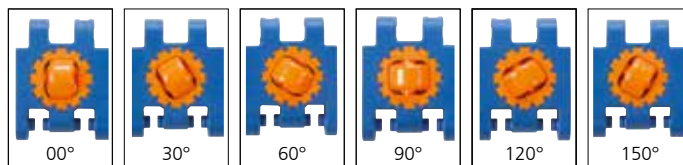


Straight running belt
 Nominal pitch: 50.8 mm (2.00 in)
 Surface type: Roller Top
 Surface opening: Closed
 Backflex radius: 65.0 mm (2.56 in)
 uni Snap link (pinless)

| | |
|--|-----------------|
| Belt material & color | POM-S B |
| Roller material & color | POM-NL O |
| Cover plate material & color | POM-NL O |
| Pin for roller material & color | SS304 |

| | mm | in | | mm | in |
|--------------------|------|------|----------|------|------|
| P (Nominal) | 50.8 | 2.00 | T | 16.0 | 0.63 |
| S | 6.0 | 0.24 | V | 2.0 | 0.08 |

Roller Positions



Non standard material and color: See uni Material and Color Overview.

| Belt width | | Permissible tensile force (Belt/pin material) | | Belt weight (Belt/pin material) | | *Min. No. drive sprocket per shaft | Number of wear strips (Min. No.) | |
|------------|------|---|------|---------------------------------|-------|------------------------------------|----------------------------------|----------------|
| | | POM-S | | POM-S | | | **Carry (pcs) | **Return (pcs) |
| mm | in | N | lbf | kg/m | lb/ft | | | |
| 153 | 6.0 | 4208 | 946 | 2.2 | 1.49 | 2 | 2 | 2 |
| 204 | 8.0 | 5611 | 1261 | 3.0 | 1.99 | 2 | 2 | 2 |
| 255 | 10.0 | 7014 | 1577 | 3.7 | 2.49 | 2 | 2 | 2 |
| 306 | 12.1 | 8417 | 1892 | 4.4 | 2.98 | 3 | 3 | 2 |
| 357 | 14.1 | 9821 | 2208 | 5.2 | 3.48 | 3 | 3 | 2 |
| 408 | 16.1 | 11224 | 2523 | 5.9 | 3.98 | 3 | 3 | 2 |
| 459 | 18.1 | 12627 | 2839 | 6.7 | 4.47 | 4 | 4 | 2 |
| 510 | 20.1 | 14031 | 3154 | 7.4 | 4.97 | 4 | 4 | 2 |
| 561 | 22.1 | 15434 | 3470 | 8.1 | 5.47 | 4 | 4 | 2 |
| 612 | 24.1 | 16837 | 3785 | 8.9 | 5.97 | 5 | 5 | 3 |
| 663 | 26.1 | 18240 | 4100 | 9.6 | 6.46 | 5 | 5 | 3 |

Additional standard belt widths are available in steps of 51.0 mm (2.01 in).

| | | | | | | | | |
|------|------|-------|-------|------|-------|----|----|---|
| 1989 | 78.3 | 54698 | 12296 | 28.8 | 19.38 | 14 | 14 | 7 |
|------|------|-------|-------|------|-------|----|----|---|

Additional standard belt widths are available in steps of 51.0 mm (2.01 in).

| | | | | | | | | |
|------|-------|-------|-------|------|-------|----|----|----|
| 2958 | 116.5 | 81345 | 18286 | 42.9 | 28.82 | 20 | 20 | 10 |
|------|-------|-------|-------|------|-------|----|----|----|

General belt tolerance is +0/-0.4% at 23°C/73°F and 50% RH. For exact belt width contact Customer Service. Non standard belt width on request.

*Max. Load per Drive Sprocket. Belt material: POM-S 2000 N (450 lbf).

**Max. Spacing between wear strips, Carry: 152.0 mm (6.00 in); Return: 304.0 mm (12.00 in).

= Single Link



STANDARD

STRAIGHT RUNNING

PITCH 50.8 MM/2.00 IN

Sprocket

| No. of teeth | Bore size | | | | | | | | | Overall diameter | | Pitch-diameter | | Hub-diameter | | Dimension A | | Dimension B | | Single row/One way | Molded | Machined |
|--------------|------------|----|------|------|------|------|------|------|------|------------------|-------|----------------|-------|--------------|------|-------------|------|-------------|------|--------------------|--------|----------|
| | Pilot bore | | | | | | | | | | | | | | | | | | | | | |
| | mm | in | 1.00 | 1.18 | 1.25 | 1.50 | 1.57 | 2.36 | 2.50 | mm | in | mm | in | mm | in | mm | in | | | | | |
| Z08 | ✓ | | ● | ● | ● | ■ | ● | | | 132.9 | 5.23 | 132.8 | 5.23 | 65.0 | 2.56 | 53.3 | 2.10 | 74.6 | 2.93 | ✓ | ✓ | |
| Z10 | ✓ | | | ● | ● | ■ | ● | | | 166.3 | 6.55 | 164.4 | 6.47 | 65.0 | 2.56 | 70.2 | 2.76 | 90.4 | 3.56 | ✓ | ✓ | |
| Z10 | | | | | | | | ■ | ■ | 166.3 | 6.55 | 164.4 | 6.47 | 120.0 | 4.72 | 70.2 | 2.76 | 90.4 | 3.56 | ✓ | ✓ | |
| Z12 | ✓ | | | ● | ● | ■ | ● | | | 198.6 | 7.82 | 196.3 | 7.73 | 65.0 | 2.56 | 86.8 | 3.42 | 106.3 | 4.18 | ✓ | ✓ | |
| Z12 | | | | | | | | ■ | ■ | 198.6 | 7.82 | 196.3 | 7.73 | 120.0 | 4.72 | 86.8 | 3.42 | 106.3 | 4.18 | ✓ | ✓ | |
| Z16 | ✓ | | | ● | ● | ■ | ● | | | 263.8 | 10.39 | 260.4 | 10.25 | 150.0 | 5.90 | 119.7 | 4.71 | 138.3 | 5.44 | ✓ | | ✓ |

● Molded sprocket

■ Machined sprocket



Other sprocket sizes are available upon request.

Other bore sizes on sprockets are available upon request.

Round bores are always delivered with keyway.

Max. load per sprocket shown does not take bore size into account.

Please also ensure that sufficient size shaft is chosen for corresponding load.

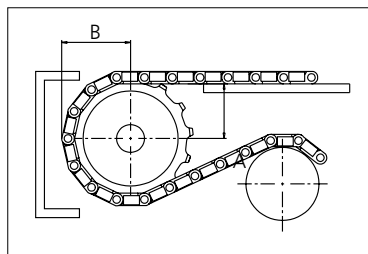
Width of tooth = Single row 9.5 mm (0.37 in)

Width of One-part sprocket = Single row: 42.3 mm (1.67 in)

uni UltraClean Two-Part Sprocket

| No. of teeth | Bore size | | | | Overall diameter | | Pitch-diameter | | Hub-diameter | | Dimension A | | Dimension B | | Single row/One way | Moulded |
|--------------|-----------|------|------|------|------------------|------|----------------|------|--|--|-------------|------|-------------|------|--------------------|---------|
| | in | 1.50 | 1.57 | 2.36 | | | | | | | | | | | | |
| | mm | 38.1 | 40.0 | 60.0 | mm | in | mm | in | mm | in | mm | in | mm | in | | |
| Z8 | | ■ | ■ | | 132.9 | 5.23 | 132.8 | 5.23 | 80.0 | 3.15 | 53.3 | 2.10 | 74.9 | 2.94 | ✓ | ✓ |
| Z10 | | 1 ■ | 1 ■ | 2 ■ | 166.3 | 6.55 | 164.4 | 6.47 | ¹ 126.0 ² 118.0 | ¹ 4.96 ² 4.65 | 70.2 | 2.76 | 90.7 | 3.57 | ✓ | ✓ |
| Z12 | | 1 ■ | 1 ■ | 2 ■ | 198.6 | 7.82 | 196.3 | 7.73 | ¹ 126.0 ² 118.0 | ¹ 4.96 ² 4.65 | 86.8 | 3.42 | 106.6 | 4.19 | ✓ | ✓ |

■ Moulded uni UltraClean TwoPart Sprocket



Width of UltraClean Two-part sprocket = Single row: 44.0 mm (1.73 in)

Width of UltraClean Two-part sprocket, tooth = Single row: 9.5 mm (0.37 in)

uni Retainer Rings: See uni Retainer Ring data sheet.

For correct sprocket position: See uni Assembly Instructions for uni RTB.

For more detailed sprocket information. contact Customer Service.



Conveyor Belts



Seamless Belts



Modular Belts



Timing Belts



Transmission Belts



Fabrication & service

Expert advice, quality solutions and local service for all your belting needs
www.ammeraalbeltech.com

Ammeraal Beltech Modular A/S
Hjulgagervej 21
DK-7100 Vejle

T +45 7572 3100
F +45 7572 3348
admin@unichains.com
www.unichains.com

This information is subject to alteration due to continuous development. Ammeraal Beltech will not be held liable for the incorrect use of the above stated information. This information replaces previous information. All activities performed and services rendered by Ammeraal Beltech are subject to general terms and conditions of sale and delivery, as applied by its operating companies.