

# PU Torque H Steel

Article code: TBUT102307

## General information

<b>Productgroup</b>	Timing belts, PU Torque
<b>Industry segment</b>	General industry; Container & packaging; Wood: Panel board
<b>Main product feature</b>	Positive drive, Non-marking, Wear resistant

## Belt construction

<b>Tension member</b>		steel
<b>Material</b>	<b>body</b>	Polyurethane
<b>Surface</b>	<b>tooth side</b>	Polyurethane
	<b>back side</b>	Polyurethane

## Characteristics

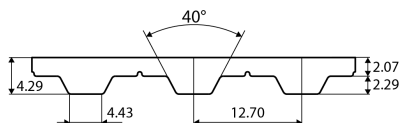
<b>Food Grade (FG)</b>	no
<b>Antistatic (AS)</b>	no
<b>Oil &amp; Fat resistance</b>	yes

## Technical data

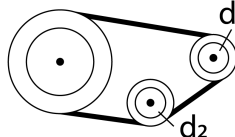
<b>Tooth</b>	profile		H		
	pitch		12.7 mm	0.5 in.	
<b>Hardness body material</b>	ISO 868		92A Shore		
<b>Belt thickness</b>			4.3 mm	0.17 in.	
<b>Belt weight</b>			4.3 kg/m <sup>2</sup>	0.88 lbs/ft <sup>2</sup>	
<b>Coefficient of friction</b>	tooth side to steel	dynamic	0,5		
<b>Operating temperature</b>	continuous	from / to	-10 / 80 °C	14 / 176 °F	
<b>Minimum pulley diameter</b>	A) without counter flexing	number of teeth, t1	14		
		d1	55.23 mm	2.17 in.	
		d2	60 mm	2.36 in.	
	B) with counter flexing	number of teeth, t1	20		
		d1	79.48 mm	3.13 in.	
		d2	80 mm	3.15 in.	
<b>Belt width</b>	maximum		150 mm	5.91 in.	
<b>Belt length</b>	minimum		900 mm	35.43 in.	
	maximum		25000 mm	82.02 ft.	

## Reference images

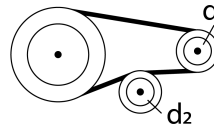
### Side view



### A) without counter flexing



### B) with counter flexing



## Fabrication

This information on the fabrication options is general, please contact Ammeraal Beltech to inquire for the specific fabrication possibilities of the timing belt of your choice.

Cleats welded or mechanically attached, metal teeth, guides welded or glued.

Covers can be welded, glued, coated or vulkanized onto the back side of the timing belt.

Thermoplastic covers can be embossed.

Perforations, lateral and logitudinal slots, lateral and longitudinal profiles.

## Additional Information

Tooth profile according to standard: metric ISO 17396 , imperial ISO 5296-1, curvilinear ISO 13050, depending on the belt type.

This sheet contains typical values, which apply to a temperature of approx. 20 °C (68 °F), unless otherwise stated, individual data may differ.

Consult our specialists for further information like technical calculations. Instructions regarding joining, storage & maintenance and tracking & tensioning.

Standard belt width [mm]	Allow. tensile load Linear open end & Torque [N]	Allow. tensile load Linear welded endless [N]		Spring force [N]
12.7	890	445		175000
19.1	1340	670		315000
25.4	1780	890		420000
38.1	2670	1335		630000
50.8	3560	1780		840000
76.2	5340	2670		1290000
101.61	7120	3560		1710000

Speed rpm [1/min]	Specific tooth force [N/mm]	Specific power [W/mm]	
0	4.53	0	
25	4.352	0.023	
50	4.235	0.045	
75	4.104	0.065	
100	4.011	0.085	
150	3.845	0.122	
200	3.722	0.158	
300	3.507	0.223	
400	3.341	0.283	
500	3.205	0.339	
750	2.952	0.469	
1000	2.755	0.583	
1250	2.603	0.689	
1500	2.477	0.786	
1750	2.369	0.878	
2000	2.274	0.963	
3000	1.984	1.26	
4000	1.775	1.503	

Standard