



# PU Linear T10 Aramid L.Blue FG NC

Article code: TBPU000195

## General information

<b>Productgroup</b>	Timing belts, PU Linear
<b>Industry segment</b>	Food: Meat & poultry, Fish & seafood; General industry
<b>Main product feature</b>	Slip-grip, Positive drive, Wear resistant

## Belt construction

<b>Tension member</b>	aramid
<b>Material</b>	<b>body</b> Polyurethane
<b>Surface</b>	<b>tooth side</b> Polyurethane
	<b>back side</b> Polyurethane

## Characteristics

<b>Food Grade (FG)</b>	yes	According: FDA; EC 1935/2004, EU 10/2011
<b>Anti-static (AS)</b>	no	
<b>Oil &amp; Fat resistance</b>	Good	

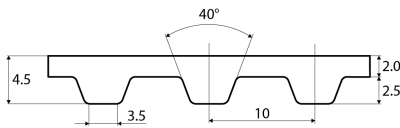
## Technical data

<b>Tooth</b>	profile		T10	
	pitch		10 mm	0.39 in.
<b>Hardness body material</b>	according to ISO 868		85A Shore	
<b>Belt thickness</b>			4.5 mm	0.18 in.
<b>Belt weight</b>			3.6 kg/m <sup>2</sup>	0.74 lbs/ft <sup>2</sup>
<b>Coefficient of friction</b>	tooth side to steel	dynamic	0.5	
<b>Operating temperature</b>	continuous	from/to	-10 / 80 °C	14 / 176 °F
<b>Minimum pulley diameter</b>	A) without counter flexing	number of teeth, t1	14	
		d1	44.56 mm	1.75 in.
		d2	50 mm	1.97 in.
	B) with counter flexing	number of teeth, t1	20	
		d1	63.66 mm	2.51 in.
		d2	80 mm	3.15 in.
<b>Belt width*</b>	maximum		150 mm	5.91 in.
<b>Endless length</b>	minimum		500 mm	19.69 in.
<b>Manufacturing length</b>	standard		100000 mm	328.08 ft.

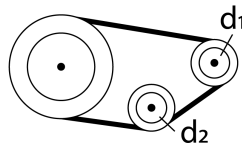
\* some timing belt types are available in greater belt widths.

## Reference images

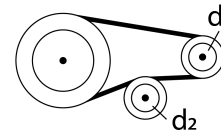
### Side view



### A) without counter flexing



### B) with counter flexing



## Fabrication

This information on the fabrication options is general, please contact Ammeraal Beltech for the specific fabrication possibilities of the timing belt of your choice.

Open end, prepared splice, spliced endless with mechanical fastener or a pin joint fastener.

Cleats welded or mechanically attached, metal teeth, guides welded or glued.

Covers can be welded, glued, coated or vulkanized onto the back side of the timing belt.

Thermoplastic covers can be embossed. Perforations, lateral and longitudinal slots, lateral and longitudinal profiles.

## Additional Information

Tooth profile according to standard: metric ISO 17396 , imperial ISO 5296-1, curvilinear ISO 13050, depending on the belt type.

This sheet contains typical values, which apply to a temperature of approx. 20 °C (68 °F) unless otherwise stated, individual data may differ.

Consult our specialists for further information like technical calculations. Instructions regarding joining, storage & maintenance and tracking & tensioning.

## Belt load

Standard belt width [mm]	Allow. tensile load Linear open end & Torque [N]	Allow. tensile load Linear welded endless [N]	Breaking force [N]	Spring force [N]
--------------------------	--	--	--------------------	------------------

## Tooth load

Speed rpm [1/min]	Specific tooth force [N/mm]	Specific power [W/mm]	Specific torque [Ncm/mm]
-------------------	-----------------------------	-----------------------	--------------------------

## Belt pulleys

Number of teeth	outer Ø [mm]	Effective Ø [mm]	Ø with flanges [mm]	Max. bore [mm]
-----------------	-----------------	---------------------	---------------------------	-------------------

Number of tæeth	outer Ø [mm]	Effective Ø [mm]	Ø with flanges [mm]	Max. bore [mm]
-----------------	-----------------	---------------------	---------------------------	-------------------

Standard