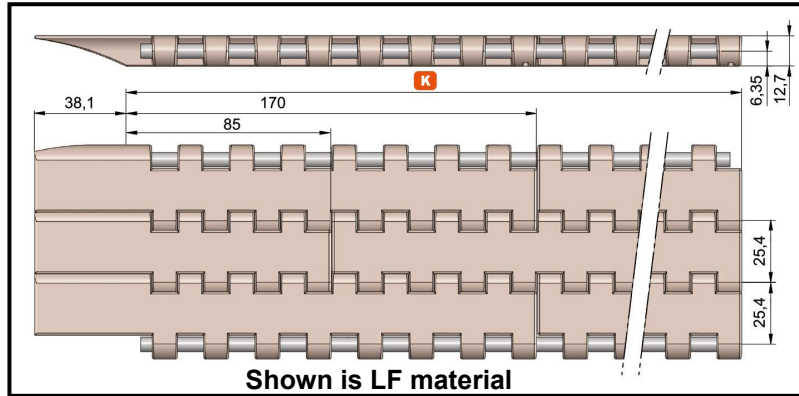


9255 ACTIVE TRANSFER SYSTEM

Left Transfer

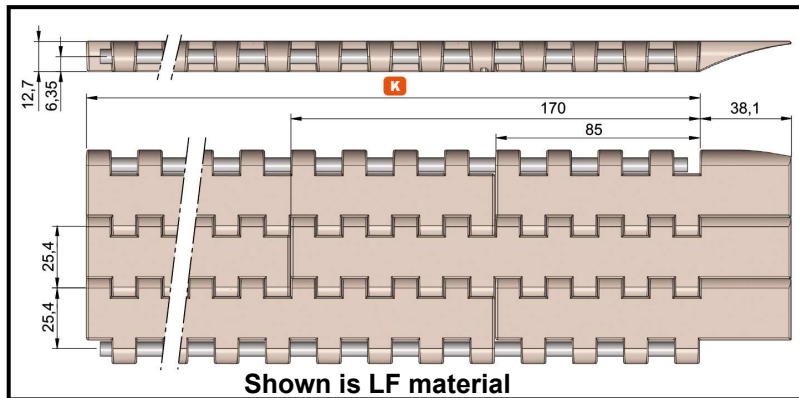
TL



| COD. | K | |
|------------|-----|--------|
| | mm | inch |
| **925501TL | 85 | 3,34 |
| **925502TL | 170 | 6,692 |
| **925503TL | 255 | 10,038 |
| **925504TL | 340 | 13,384 |
| **925505TL | 425 | 16,73 |
| **925506TL | 510 | 20,076 |
| | | |

Right Transfer

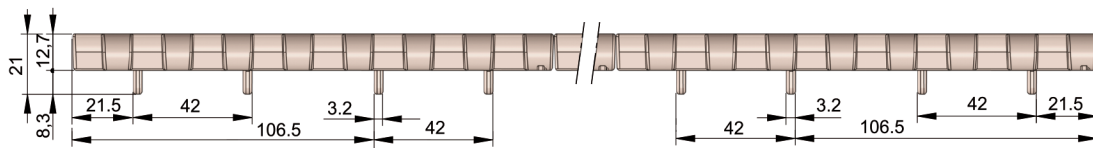
TR



| COD. | K | |
|------------|-----|--------|
| | mm | inch |
| **925501TR | 85 | 3,34 |
| **925502TR | 170 | 6,692 |
| **925503TR | 255 | 10,038 |
| **925504TR | 340 | 13,384 |
| **925505TR | 425 | 16,73 |
| **925506TR | 510 | 20,076 |
| | | |

Guides

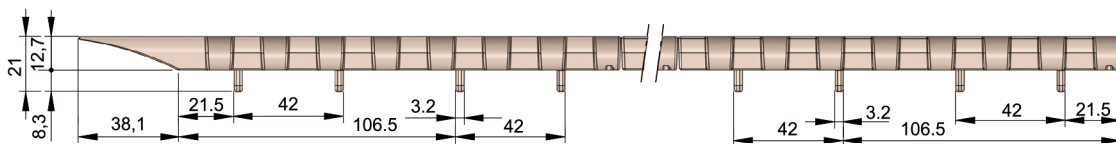
Measures of available guide rails positions



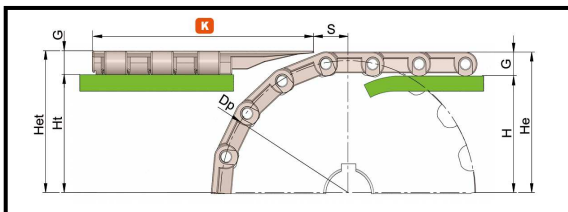
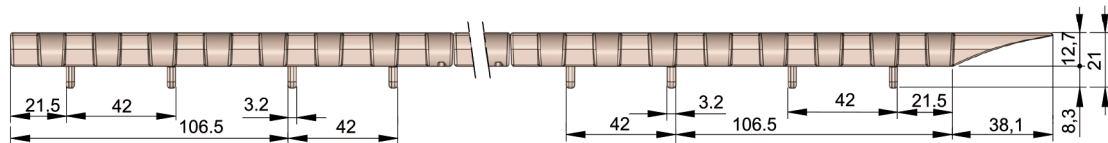
Code according to quantity and position of the guide rail

Transfer

TL



TR



| Series | G | Z | Ø De | Ø Dp | H | He | Ht | Het | S | K |
|--------|------|----|-------|--------|------|------|------|------|------|-------|
| 9255 | 12,7 | 16 | 127,5 | 130,2 | 58,8 | 71,5 | 59,3 | 72,0 | 14,0 | 123,1 |
| | | | | | | | | | | 208,1 |
| | | 18 | 143,5 | 146,28 | 66,8 | 79,5 | 67,3 | 80,0 | 14,8 | 123,1 |
| | | | | | | | | | | 208,1 |
| | | 19 | 151,3 | 154,33 | 70,8 | 83,5 | 71,3 | 84,0 | 15,2 | 123,1 |
| | | | | | | | | | | 208,1 |
| | | 20 | 159,5 | 162,38 | 74,8 | 87,5 | 75,3 | 88,0 | 15,5 | 123,1 |
| | | | | | | | | | | 208,1 |
| | | 21 | 167,6 | 170,43 | 78,9 | 91,6 | 79,4 | 92,1 | 15,9 | 123,1 |
| | | | | | | | | | | 208,1 |

Remarks

- LF Standard Production
- Other materials available under request
- Other widths are available in increases of 85mm
- There is an option for the active lateral transfer to from part of the belt or to be individually attached to it