

# PU Torque XL Steel NT

Article code: TBUT102304

## General information

<b>Productgroup</b>	Timing belts, PU Torque
<b>Industry segment</b>	General industry; Container & packaging; Paper & print
<b>Main product feature</b>	Low friction tooth side, Positive drive, Wear resistant bottom side

## Belt construction

<b>Tension member</b>		steel
<b>Material</b>	<b>body</b>	Polyurethane
<b>Surface</b>	<b>tooth side</b>	Polyamide fabric
	<b>back side</b>	Polyurethane

## Characteristics

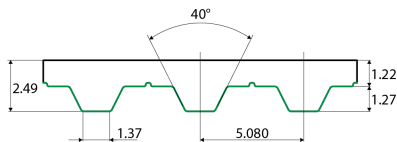
<b>Food Grade (FG)</b>	no
<b>Antistatic (AS)</b>	no
<b>Oil &amp; Fat resistance</b>	yes

## Technical data

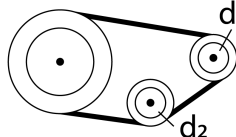
<b>Tooth</b>	profile		XL		
	pitch		5.08 mm	0.2 in.	
<b>Hardness body material</b>	ISO 868		92A Shore		
<b>Belt thickness</b>			2.3 mm	0.09 in.	
<b>Belt weight</b>			2.4 kg/m <sup>2</sup>	0.49 lbs/ft <sup>2</sup>	
<b>Coefficient of friction</b>	tooth side to steel	dynamic	0,3		
<b>Operating temperature</b>	continuous	from / to	-10 / 80 °C	14 / 176 °F	
<b>Minimum pulley diameter</b>	A) without counter flexing	number of teeth, t1	10		
		d1	15.66 mm	0.62 in.	
		d2	30 mm	1.18 in.	
	B) with counter flexing	number of teeth, t1	15		
		d1	23.75 mm	0.94 in.	
		d2	30 mm	1.18 in.	
<b>Belt width</b>	maximum		150 mm	5.91 in.	
<b>Belt length</b>	minimum		900 mm	35.43 in.	
	maximum		25000 mm	82.02 ft.	

## Reference images

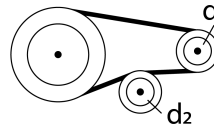
### Side view



### A) without counter flexing



### B) with counter flexing



## Fabrication

This information on the fabrication options is general, please contact Ammeraal Beltech to inquire for the specific fabrication possibilities of the timing belt of your choice.

Cleats welded or mechanically attached, metal teeth, guides welded or glued.

Covers can be welded, glued, coated or vulkanized onto the back side of the timing belt.

Thermoplastic covers can be embossed.

Perforations, lateral and logitudinal slots, lateral and longitudinal profiles.

## Additional Information

Tooth profile according to standard: metric ISO 17396 , imperial ISO 5296-1, curvilinear ISO 13050, depending on the belt type.

This sheet contains typical values, which apply to a temperature of approx. 20 °C (68 °F), unless otherwise stated, individual data may differ.

Consult our specialists for further information like technical calculations. Instructions regarding joining, storage & maintenance and tracking & tensioning.

Standard belt width [mm]	Allow. tensile load Linear open end & Torque [N]	Allow. tensile load Linear welded endless [N]		Spring force [N]
6.35	180	90		45000
7.94	210	105		52500
9.53	270	135		67500
12.7	360	180		90000
19.1	570	285		142500
25.4	750	375		187500
38.1	1140	570		285000
50.81	1500	750		375000

Speed rpm [1/min]	Specific tooth force [N/mm]	Specific power [W/mm]	
0	2.51	0	
25	2.42	0.005	
50	2.366	0.01	
75	2.321	0.015	
100	2.263	0.019	
150	2.193	0.028	
200	2.124	0.036	
300	2.022	0.051	
400	1.942	0.066	
500	1.877	0.079	
750	1.753	0.111	
1000	1.665	0.141	
1250	1.587	0.168	
1500	1.526	0.194	
1750	1.474	0.218	
2000	1.428	0.242	
3000	1.288	0.327	
4000	1.187	0.402	

Standard