

PU Linear AT10 Aramid Transparent FG

Article code: TBPU000190

General information

Productgroup	Timing belts, PU Linear
Industry segment	Food: Meat & poultry, Fish & seafood; General industry
Main product feature	Positive drive, Wear resistant

Belt construction

Tension member		aramid
Material	body	Polyurethane
Surface	tooth side	Polyurethane
	back side	Polyurethane

Characteristics

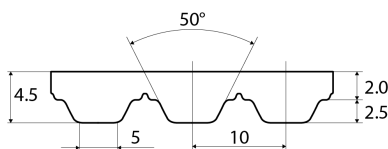
Food Grade (FG)	yes	complies to EC 1935/2004; FDA title 21 paragr 177.2600
Antistatic (AS)	no	
Oil & Fat resistance	good	

Technical data

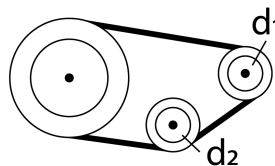
Tooth	profile		AT10		
	pitch		10 mm	0.39 in.	
Hardness body material	ISO 868		92A Shore		
Belt thickness			4.5 mm	0.18 in.	
Coefficient of friction	tooth side to steel	dynamic	0,5		
		static	0,6		
Operating temperature	continuous	from / to	-10 / 80 °C	14 / 176 °F	
Minimum pulley diameter	A) without counter flexing	number of teeth, t1	15		
		d1	77.73 mm	3.06 in.	
		d2	50 mm	1.97 in.	
	B) with counter flexing	number of teeth, t1	25		
		d1	45.9 mm	1.81 in.	
		d2	120 mm	4.72 in.	
Endless length	minimum		500 mm	19.69 in.	
Manufacturing length	standard		100000 mm	328.08 ft.	

Reference images

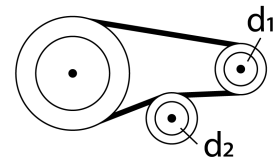
Side view



A) without counter flexing



B) with counter flexing



Fabrication

This information on the fabrication options is general, please contact Ammeraal Beltech for the specific fabrication possibilities of the timing belt of your choice.

Open end, prepared splice, spliced endless with mechanical fastener or a pin joint fastener.

Cleats welded or mechanically attached, metal teeth, guides welded or glued.

Covers can be welded, glued, coated or vulkanized onto the back side of the timing belt.

Thermoplastic covers can be embossed. Perforations, lateral and logitudinal slots, lateral and longitudinal profiles.

Additional Information

Tooth profile according to standard: metric ISO 17396 , imperial ISO 5296-1, curvilinear ISO 13050, depending on the belt type.

This sheet contains typical values, which apply to a temperature of approx. 20 °C (68 °F), unless otherwise stated, individual data may differ.

Consult our specialists for further information like technical calculations. Instructions regarding joining, storage & maintenance and tracking & tensioning.

Standard belt width [mm]	Allow. tensile load Linear open end & Torque [N]	Allow. tensile load Linear welded endless [N]		Spring force [N]
--------------------------	--	---	--	------------------

Speed rpm [1/min]	Specific tooth force [N/mm]	Specific power [W/mm]	
-------------------	--------------------------------	-----------------------	--

Standard	