

PU Moulded T5 -480 Steel

Article code: TBUM000066

General information

Productgroup	Timing belts, PU Moulded
Industry segment	General industry; Container & packaging; Paper & print
Main product feature	Positive drive, Non-marking, Wear resistant

Belt construction

Tension member		steel
Material	body	Polyurethane
Surface	tooth side	Polyurethane
	back side	Polyurethane

Characteristics

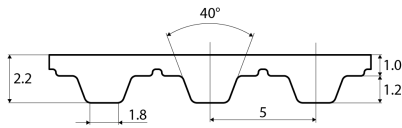
Food Grade (FG)	no	
Anti-static (AS)	no	
Oil & Fat resistance	Good	

Technical data

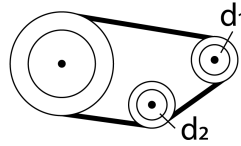
Tooth	profile		T5	
	pitch		5 mm	0.2 in.
Hardness body material	according to ISO 868		85A Shore	
Belt thickness			2.2 mm	0.09 in.
Belt weight			2.4 kg/m ²	0.49 lbs/ft ²
Coefficient of friction	tooth side to steel	dynamic	0.5	
Operating temperature	continuous	from/to	-30 / 80 °C	-22 / 176 °F
Minimum pulley diameter	A) without counter flexing	number of teeth, t1	10	
		d1	15.05 mm	0.59 in.
		d2	30 mm	1.18 in.
	B) with counter flexing	number of teeth, t1	15	
		d1	23.05 mm	0.91 in.
		d2	30 mm	1.18 in.
Belt width	maximum		400 mm	15.75 in.
Belt length			480 mm	18.9 in.

Reference images

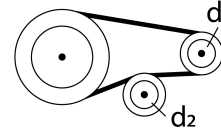
Side view



A) without counter flexing



B) with counter flexing



Fabrication

This information on the fabrication options is general, please contact Ammeraal Beltech to inquire for the specific fabrication possibilities of the timing belt of your choice.

Cleats welded or mechanically attached, metal teeth, guides welded or glued.

Covers can be welded, glued, coated or vulkanized onto the back side of the timing belt.

Thermoplastic covers can be embossed.

Perforations, lateral and longitudinal slots, lateral and longitudinal profiles.

Additional Information

Tooth profile according to standard: metric ISO 17396 , imperial ISO 5296-1, curvilinear ISO 13050, depending on the belt type.

This sheet contains typical values, which apply to a temperature of approx. 20 °C (68 °F) unless otherwise stated, individual data may differ.

Consult our specialists for further information like technical calculations. Instructions regarding joining, storage & maintenance and tracking & tensioning.

Belt length

Belt length [mm]	Belt length [inch]	Number of teeth	Belt length [mm]	Belt length [inch]	Number of teeth
120	4.724	24	550	21.654	110
150	5.906	30	560	22.047	112
165	6.496	33	575	22.638	115
180	7.087	36	590	23.228	118
185	7.283	37	610	24.016	122
200	7.874	40	620	24.409	124
210	8.268	42	630	24.803	126
215	8.465	43	640	25.197	128
220	8.661	44	650	25.591	130
225	8.858	45	660	25.984	132
245	9.646	49	675	26.575	135
250	9.843	50	690	27.165	138
255	10.039	51	700	27.559	140
260	10.236	52	720	28.346	144
270	10.630	54	725	28.543	145
275	10.827	55	750	29.528	150
280	11.024	56	765	30.118	153
295	11.614	59	780	30.709	156
305	12.008	61	800	31.496	160
330	12.992	66	815	32.087	163
340	13.386	68	830	32.677	166
350	13.780	70	840	33.071	168
355	13.976	71	860	33.858	172
365	14.370	73	885	34.843	177
390	15.354	78	900	35.433	180
400	15.748	80	940	37.008	188
410	16.142	82	990	38.976	198
420	16.535	84	107	4.213	215
425	16.732	85	110	4.331	220
440	17.323	88	116	4.567	232
445	17.520	89	120	4.724	240
450	17.717	90	121	4.764	243
455	17.913	91	127	5.000	255
460	18.110	92	128	5.039	256

475	18.701	95
480	18.898	96
500	19.685	100
510	20.079	102
525	20.669	105
545	21.457	109

131	5.157	263
135	5.315	271
138	5.433	276
150	5.906	300
158	6.220	316
195	7.677	391

Belt pulleys

Number of teeth	outer Ø [mm]	Effective Ø [mm]	Ø with flanges [mm]	Max. bore [mm]
10	15.05	15.92	20	6
11	16.64	17.51	22	6
12	18.23	19.01	23	6
13	19.82	20.69	25	8
14	21.41	22.28	26	8
15	23.05	23.87	28	10
16	24.59	25.46	30	12
17	26.19	27.06	31	14
18	27.78	28.65	33	16
19	29.37	30.24	34	16
20	30.96	31.83	36	18
21	32.55	33.42	37	20
22	34.14	35.01	39	22
23	35.74	36.61	41	24
24	37.33	38.20	42	24
25	38.92	39.79	44	25
26	40.51	41.38	45	25
27	42.10	42.97	47	27
28	43.69	44.56	49	29
29	45.29	46.16	50	31
30	46.88	47.75	52	33
31	48.47	49.34	53	35
32	50.06	50.93	55	37
33	51.65	52.52	57	39
34	53.24	54.11	58	39
35	54.83	55.70	60	40
36	56.43	57.30	61	42
37	58.02	58.89	63	43
38	59.61	60.48	65	45
39	61.20	62.07	66	45
40	62.79	63.66	68	47
41	64.38	65.25	69	48
42	65.98	66.85	71	50
43	67.57	68.44	72	52
44	69.16	70.03	74	52
45	70.75	71.62	76	54
46	72.34	73.21	77	56
47	73.93	74.80	79	58
48	75.52	76.39	80	60
49	77.12	77.99	82	60
50	78.71	79.58	84	60
51	80.30	81.17	85	62
52	81.89	82.76	87	64
53	83.48	84.35	88	66
54	85.07	85.94	90	66
55	86.67	87.54	92	68
56	88.26	89.13	93	70
57	89.85	90.72	95	72
58	91.44	92.31	96	74
59	93.03	93.90	98	74
60	94.62	95.49	100	76
61	96.21	97.08	101	79
62	97.81	98.68	103	80
63	99.40	100.27	104	82
64	100.99	101.86	106	82
65	102.58	103.45	108	84

Standard

Number of teeth	outer Ø [mm]	Effective Ø [mm]	Ø with flanges [mm]	Max. bore [mm]
66	104.17	105.04	109	86
67	105.76	106.63	111	88
68	107.36	108.23	112	90
69	108.95	109.82	114	90
70	110.54	111.41	115	90
71	112.13	113.00	117	92
72	113.72	114.59	119	94
73	115.31	116.18	120	96
74	116.90	117.77	122	96
75	118.50	119.37	123	98
76	120.09	120.96	125	100
77	121.68	122.55	127	102
78	123.27	124.14	128	104
79	124.86	125.73	130	104
80	126.45	127.32	131	106
81	128.05	128.92	133	108
82	129.64	130.51	135	110
83	131.23	132.10	136	110
84	132.82	133.69	138	112
85	134.41	135.28	139	114
86	136.00	136.87	141	116
87	137.59	138.46	143	119
88	139.19	140.06	144	120
89	140.78	141.65	146	120
90	142.37	143.24	147	122
91	143.96	144.83	149	124
92	145.55	146.42	150	126
93	147.14	148.01	152	126
94	148.74	149.61	154	129
95	150.33	151.20	155	130
96	151.92	152.79	157	130
97	153.51	154.38	158	132
98	155.10	155.97	160	132
99	156.69	157.56	162	134
100	158.29	159.16	163	136
101	159.88	160.75	165	139
102	161.47	162.34	166	140
103	163.06	163.93	168	140
104	164.65	165.52	170	140
105	166.24	167.11	171	142
106	167.83	168.70	173	146
107	169.43	170.30	174	146
108	171.02	171.89	176	148
109	172.61	173.48	178	150
110	174.20	175.07	179	150
111	175.79	176.66	181	152
112	177.38	178.25	182	152
113	178.98	179.85	184	152
114	180.57	181.44	185	154
115	182.16	183.03	187	154
116	183.75	184.62	189	154
117	185.34	186.21	190	154
118	186.93	187.80	192	156
119	188.52	189.39	193	156
120	190.12	190.99	195	156