



PU Moulded AT5 -660 Steel

Article code: TBUM000191

General information

Productgroup	Timing belts, PU Moulded
Industry segment	General industry; Container & packaging; Paper & print
Main product feature	Positive drive, Non-marking, Wear resistant

Belt construction

Tension member	steel
Material	body Polyurethane
Surface	tooth side Polyurethane back side Polyurethane

Characteristics

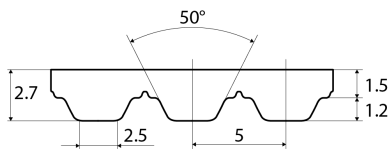
Food Grade (FG)	no
Anti-static (AS)	no
Oil & Fat resistance	Good

Technical data

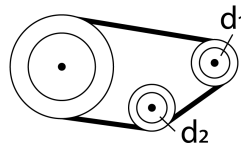
Tooth	profile		AT5	
	pitch		5 mm	0.2 in.
Hardness body material	according to ISO 868		85A Shore	
Belt thickness			2.7 mm	0.11 in.
Belt weight			3.4 kg/m ²	0.7 lbs/ft ²
Coefficient of friction	tooth side to steel	dynamic	0.5	
Operating temperature	continuous	from/to	-30 / 80 °C	-22 / 176 °F
Minimum pulley diameter	A) without counter flexing	number of teeth, t1	15	
		d1	22.64 mm	0.89 in.
		d2	30 mm	1.18 in.
	B) with counter flexing	number of teeth, t1	25	
		d1	38.56 mm	1.52 in.
		d2	60 mm	2.36 in.
Belt width	maximum		300 mm	11.81 in.
Belt length			660 mm	25.98 in.

Reference images

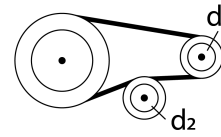
Side view



A) without counter flexing



B) with counter flexing



Fabrication

This information on the fabrication options is general, please contact Ammeraal Beltech to inquire for the specific fabrication possibilities of the timing belt of your choice.

Cleats welded or mechanically attached, metal teeth, guides welded or glued.

Covers can be welded, glued, coated or vulkanized onto the back side of the timing belt.

Thermoplastic covers can be embossed.

Perforations, lateral and longitudinal slots, lateral and longitudinal profiles.

Additional Information

Tooth profile according to standard: metric ISO 17396 , imperial ISO 5296-1, curvilinear ISO 13050, depending on the belt type.

This sheet contains typical values, which apply to a temperature of approx. 20 °C (68 °F) unless otherwise stated, individual data may differ.

Consult our specialists for further information like technical calculations. Instructions regarding joining, storage & maintenance and tracking & tensioning.

Belt length

Belt length [mm]	Belt length [inch]	Number of teeth	Belt length [mm]	Belt length [inch]	Number of teeth
Belt length [mm]	Belt length [inch]	Number of teeth	Belt length [mm]	Belt length [inch]	Number of teeth
225	8.858	45	600	23.622	120
255	10.039	51	610	24.016	122
275	10.827	55	630	24.803	126
280	11.024	56	660	25.984	132
300	11.811	60	670	26.378	134
330	12.992	66	710	27.953	142
340	13.386	68	720	28.346	144
375	14.764	75	750	29.528	150
390	15.354	78	780	30.709	156
420	16.535	84	825	32.480	165
450	17.717	90	860	33.858	172
455	17.913	91	975	38.386	195
480	18.898	96	1050	41.339	210
500	19.685	100	1125	44.291	225
525	20.669	105	1500	59.055	300
545	21.457	109	2000	78.740	400

Belt pulleys

Number of teeth	outer Ø [mm]	Effective Ø [mm]	Ø with flanges [mm]	Max. bore [mm]
15	22.64	23.87	28	10
16	24.23	25.46	31	12
17	25.83	27.06	32	14
18	27.42	28.65	34	16
19	29.00	30.24	35	16
20	30.60	31.83	37	18
21	32.19	33.42	38	20
22	33.78	35.01	40	22
23	35.38	36.61	42	24
24	36.97	38.20	43	24
25	38.56	39.79	45	25
26	40.15	41.38	46	25
27	41.74	42.97	48	27
28	43.33	44.56	50	29
29	44.93	46.16	51	31
30	46.52	47.75	53	33
31	48.11	49.34	54	35
32	49.70	50.93	56	37
33	51.29	52.52	58	39
34	52.88	54.11	59	39
35	54.47	55.70	61	40
36	56.07	57.30	62	42
37	57.66	58.89	64	43
38	59.25	60.48	66	45
39	60.84	62.07	67	45
40	62.43	63.66	69	47
41	64.02	65.25	70	48
42	65.62	66.85	72	50
43	67.21	68.44	73	52
44	68.80	70.03	75	52
45	70.39	71.62	77	54
46	71.98	73.21	78	56
47	73.57	74.80	80	58
48	75.16	76.39	81	60
49	76.76	77.99	83	60
50	78.35	79.58	85	60
51	79.94	81.17	86	62
52	81.53	82.76	88	64
53	83.12	84.35	89	66
54	84.71	85.94	91	66
55	86.31	87.54	93	68
56	87.90	89.13	94	70
57	89.49	90.72	96	72
58	91.08	92.31	97	74
59	92.67	93.90	99	74
60	94.26	95.49	101	76
61	95.85	97.08	102	79
62	97.45	98.68	104	80
63	99.04	100.27	105	82
64	100.63	101.86	107	82
65	102.22	103.45	109	84
66	103.81	105.04	110	86
67	105.40	106.63	112	88

Standard

Number of teeth	outer Ø [mm]	Effective Ø [mm]	Ø with flanges [mm]	Max. bore [mm]
68	107.00	108.23	113	90
69	108.59	109.82	115	90
70	110.18	111.41	116	90
71	111.77	113.00	118	92
72	113.36	114.59	120	94
73	114.95	116.18	121	96
74	116.54	117.77	123	96
75	118.14	119.37	124	98
76	119.73	120.96	126	100
77	121.32	122.55	128	102
78	122.91	124.14	129	104
79	124.50	125.73	131	104
80	126.09	127.32	132	106
81	127.69	128.92	134	108
82	129.28	130.51	136	110
83	130.87	132.01	137	110
84	132.46	133.69	139	112
85	134.05	135.28	140	114
86	135.64	136.87	142	116
87	137.23	138.46	144	119
88	138.83	140.06	145	120
89	140.42	141.65	147	120
90	142.00	143.24	148	122
91	143.60	144.83	150	124
92	145.19	146.42	151	126
93	146.78	148.01	153	126
94	148.38	149.61	155	129
95	149.97	151.20	156	130
96	151.56	152.79	158	130
97	153.15	154.38	159	132
98	154.74	155.97	161	132
99	156.33	157.56	163	134
100	157.93	159.16	164	136
101	159.52	160.75	166	139
102	161.11	162.34	167	140
103	162.70	163.93	169	140
104	164.29	165.52	171	140
105	165.88	167.11	172	142
106	167.47	168.70	174	146
107	169.07	170.30	175	146
108	170.66	171.89	177	148
109	172.25	173.48	179	150
110	173.84	175.07	180	150
111	175.43	176.66	182	152
112	177.02	178.25	183	152
113	178.62	179.85	185	152
114	180.21	181.44	186	154
115	181.80	183.03	188	154
116	183.39	184.62	190	154
117	184.98	186.21	191	154
118	186.57	187.80	193	156
119	188.16	189.39	194	156
120	189.76	190.99	196	156

Because of continuous development, the presented data is subject to alteration. This data replaces that included in previous publications. Ammeraal Beltech excludes any liability for the incorrect use of the above stated information. Subject to the general terms and conditions of sale and delivery, as applied by its operating companies, are all activities performed and services rendered by Ammeraal Beltech.