

PU Torque HTD14M Steel NT

Article code: TBUT102300

General information

Productgroup	Timing belts, PU Torque
Industry segment	General industry; Wood; Building materials: Stone & ceramics, Bricks & tiles
Main product feature	Low friction tooth side, Positive drive, Wear resistant bottom side

Belt construction

Tension member		steel
Material	body	Polyurethane
Surface	tooth side	Polyamide fabric
	back side	Polyurethane

Characteristics

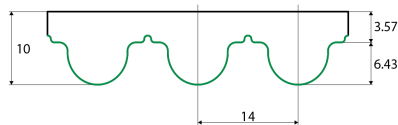
Food Grade (FG)	no
Antistatic (AS)	no
Oil & Fat resistance	yes

Technical data

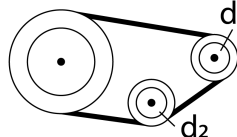
Tooth	profile		HTD14M		
	pitch		14 mm	0.55 in.	
Hardness body material	ISO 868		92A Shore		
Belt thickness			10 mm	0.39 in.	
Belt weight			11.3 kg/m ²	2.31 lbs/ft ²	
Coefficient of friction	tooth side to steel	dynamic	0,3		
Operating temperature	continuous	from / to	-10 / 80 °C	14 / 176 °F	
Minimum pulley diameter	A) without counter flexing	number of teeth, t1	28		
		d1	122.13 mm	4.81 in.	
		d2	120 mm	4.72 in.	
	B) with counter flexing	number of teeth, t1	28		
		d1	122.13 mm	4.81 in.	
		d2	180 mm	7.09 in.	
Belt width	maximum		150 mm	5.91 in.	
Belt length	minimum		900 mm	35.43 in.	
	maximum		25000 mm	82.02 ft.	

Reference images

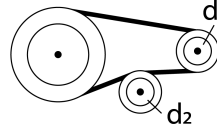
Side view



A) without counter flexing



B) with counter flexing



Fabrication

This information on the fabrication options is general, please contact Ammeraal Beltech to inquire for the specific fabrication possibilities of the timing belt of your choice.

Cleats welded or mechanically attached, metal teeth, guides welded or glued.

Covers can be welded, glued, coated or vulkanized onto the back side of the timing belt.

Thermoplastic covers can be embossed.

Perforations, lateral and logitudinal slots, lateral and longitudinal profiles.

Additional Information

Tooth profile according to standard: metric ISO 17396 , imperial ISO 5296-1, curvilinear ISO 13050, depending on the belt type.

This sheet contains typical values, which apply to a temperature of approx. 20 °C (68 °F), unless otherwise stated, individual data may differ.

Consult our specialists for further information like technical calculations. Instructions regarding joining, storage & maintenance and tracking & tensioning.

Standard belt width [mm]	Allow. tensile load Linear open end & Torque [N]	Allow. tensile load Linear welded endless [N]		Spring force [N]
25	5500	2750		1375000
40	9500	4750		2375000
55	13000	6500		3250000
70	17100	8550		4280000
85	21000	10500		5250000
100	24700	12350		6100000
115.1	28000	14000		7000000

Speed rpm [1/min]	Specific tooth force [N/mm]	Specific power [W/mm]	
0	13	0	
25	12.71	0.074	
50	12.46	0.145	
75	12.2	0.214	
100	11.91	0.278	
150	11.46	0.401	
200	10.97	0.512	
300	10.43	0.73	
400	9.92	0.926	
500	9.46	1.104	
750	8.54	1.495	
1000	7.81	1.822	
1250	7.22	2.106	
1500	6.72	2.352	
1750	6.28	2.564	
2000	5.9	2.564	
3000	4.71	2.753	
4000	3.82	3.297	

Standard