

PU Torque H Stainless steel

TBUT102318

General information

Productgroup: Timing Belts, PU Torque

Belt construction

Tension member	Stainless Steel
Body material	polyurethane
Tooth side surface	polyurethane
Back side surface	polyurethane

Characteristics

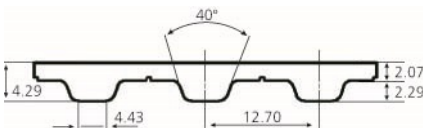
Food Grade (FG)	No
Anti-static (AS)	No
Oil & Fat resistance	Good

Technical data

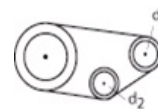
Tooth	profile		H	
	pitch		12.7 mm	0.5 in.
Hardness body material	according to ISO 868		92A Shore	
Belt thickness			4.3 mm	0.169 in.
Belt weight			4.3 kg/m ²	0.881 lbs/ft ²
Coefficient of friction	tooth side to steel	dynamic	0.5	
		static	0.6	
Operating temperature	continuous	from/to	-10 / 80 °C	14 / 176 °F
Minimum pulley diameter	A) without counter flexing	number of teeth, t1	14	
		d1	79.48 mm	3.129 in.
		d2	60 mm	2.362 in.
	B) with counter flexing	number of teeth, t1	20	
		d1	55.23 mm	2.174 in.
		d2	80 mm	3.15 in.
Belt width	maximum		150 mm	5.906 in.
Belt length	minimum		900 mm	35.433 in.
	maximum		25000 mm	82.021 ft.

Reference image(s)


Side view



A) without counter flexing



B) with counter flexing



Fabrication

This information on the fabrication options is general, please contact Ammeraal Beltech to inquire for the specific fabrication possibilities of the timing belt of your choice.

Cleats welded or mechanically attached, metal teeth, guides welded or glued.

Covers can be welded, glued, coated or vulkanized onto the back side of the timing belt.

Thermoplastic covers can be embossed.

Perforations, lateral and longitudinal slots, lateral and longitudinal profiles.

Additional Information

Tooth profile according to standard: metric ISO 17396 , imperial ISO 5296-1, curvilinear ISO 13050, depending on the belt type.

The information on this data sheet apply to a temperature of approx. 20 °C (68 °F) unless otherwise stated.

Consult our specialists for further information like technical calculations. Instructions regarding joining, storage & maintenance and tracking & tensioning.

Standard belt width [mm]	Allow. tensile load L/T [N]	Allow. tensile load W [N]	Breaking force [N]	Spring force [N]	Weight [kg/m]
Standard belt width [mm]	Allow. tensile load L/T [N]	Allow. tensile load W [N]	Breaking force [N]	Spring force [N]	Weight [kg/m]

Speed rpm [1/min]	Specific tooth force [N/mm]	Specific power [W/mm]	Specific torque [Ncm/mm]
Speed rpm [1/min]	Specific tooth force [N/mm]	Specific power [W/mm]	Specific torque [Ncm/mm]

Number of teeth	outer Ø [mm]	Effective Ø [mm]	Ø with flanges [mm]	Max. bore [mm]
14	55.23	56.60	62	42
14	55.23	56.60	62	42
15	59.27	60.64	66	46
15	59.27	60.64	66	46
16	63.31	64.68	70	51
16	63.31	64.68	70	51
17	67.35	68.72	74	54
17	67.35	68.72	74	54
18	71.40	72.77	78	58
18	71.40	72.77	78	58
19	75.44	76.81	82	62
19	75.44	76.81	82	62
20	79.48	80.85	86	66
20	79.48	80.85	86	66
21	83.52	84.89	90	70
21	83.52	84.89	90	70
22	87.57	88.94	94	74
22	87.57	88.94	94	74
23	91.61	92.98	98	78
23	91.61	92.98	98	78
24	95.65	97.02	102	82
24	95.65	97.02	102	82
25	99.69	101.06	106	86
25	99.69	101.06	106	86
26	103.74	105.11	110	90
26	103.74	105.11	110	90
27	107.78	109.15	114	92
27	107.78	109.15	114	92
28	111.82	113.19	118	95
28	111.82	113.19	118	95
29	115.86	117.23	122	98
29	115.86	117.23	122	98
30	119.91	121.28	126	101
30	119.91	121.28	126	101
31	123.95	125.32	130	105
31	123.95	125.32	130	105
32	127.99	129.36	134	110
32	127.99	129.36	134	110
33	132.03	133.40	138	113
33	132.03	133.40	138	113
34	136.08	137.45	142	118
34	136.08	137.45	142	118
35	140.12	141.49	147	121
35	140.12	141.49	147	121
36	144.16	145.53	151	126
36	144.16	145.53	151	126
37	148.20	149.57	155	130
37	148.20	149.57	155	130
38	152.25	153.62	159	134
38	152.25	153.62	159	134
39	156.29	157.66	163	138
39	156.29	157.66	163	138
40	160.33	161.70	167	142
40	160.33	161.70	167	142
41	164.37	165.74	171	146
41	164.37	165.74	171	146
42	168.42	169.79	175	150
42	168.42	169.79	175	150
43	172.46	173.83	179	156
43	172.46	173.83	179	156
44	176.50	177.87	183	158
44	176.50	177.87	183	158
45	180.54	181.91	187	162
45	180.54	181.91	187	162
46	184.59	185.96	191	166

Number of teeth	outer Ø [mm]	Effective Ø [mm]	Ø with flanges [mm]	Max. bore [mm]
68	273.52	274.89	280	250
68	273.52	274.89	280	250
69	277.57	278.94	284	254
69	277.57	278.94	284	254
70	281.61	282.98	288	258
70	281.61	282.98	288	258
71	285.65	287.02	292	260
71	285.65	287.02	292	260
72	289.69	291.06	296	262
72	289.69	291.06	296	262
73	293.74	295.11	300	266
73	293.74	295.11	300	266
74	297.78	299.15	304	269
74	297.78	299.15	304	269
75	301.82	303.19	308	272
75	301.82	303.19	308	272
76	305.86	307.23	312	276
76	305.86	307.23	312	276
77	309.91	311.28	316	279
77	309.91	311.28	316	279
78	313.95	315.32	320	282
78	313.95	315.32	320	282
79	317.99	319.36	324	286
79	317.99	319.36	324	286
80	322.03	323.40	328	290
80	322.03	323.40	328	290
81	326.08	327.45	332	294
81	326.08	327.45	332	294
82	330.12	331.49	337	300
82	330.12	331.49	337	300
83	334.16	335.53	341	304
83	334.16	335.53	341	304
84	338.20	339.57	345	307
84	338.20	339.57	345	307
85	342.25	343.62	349	310
85	342.25	343.62	349	310
86	346.29	347.66	353	314
86	346.29	347.66	353	314
87	350.33	351.70	357	318
87	350.33	351.70	357	318
88	354.37	355.74	361	322
88	354.37	355.74	361	322
89	358.42	359.79	365	326
89	358.42	359.79	365	326
90	362.46	363.83	369	330
90	362.46	363.83	369	330
91	366.50	367.87	373	334
91	366.50	367.87	373	334
92	370.54	371.91	377	336
92	370.54	371.91	377	336
93	374.59	375.96	381	340
93	374.59	375.96	381	340
94	378.63	380.00	385	344
94	378.63	380.00	385	344
95	382.67	384.04	389	348
95	382.67	384.04	389	348
96	386.71	388.08	393	352
96	386.71	388.08	393	352
97	390.76	392.13	397	356
97	390.76	392.13	397	356
98	394.80	396.17	401	360
98	394.80	396.17	401	360
99	398.84	400.21	405	364
99	398.84	400.21	405	364
100	402.88	404.25	409	368

46	184.59	185.96	191	166
47	188.63	190.00	195	170
47	188.63	190.00	195	170
48	192.67	194.04	199	174
48	192.67	194.04	199	174
49	196.71	198.08	203	178
49	196.71	198.08	203	178
50	200.76	202.13	207	182
50	200.76	202.13	207	182
51	204.80	206.17	211	186
51	204.80	206.17	211	186
52	208.84	210.21	215	190
52	208.84	210.21	215	190
53	212.88	214.25	219	195
53	212.88	214.25	219	195
54	216.93	218.30	223	199
54	216.93	218.30	223	199
55	220.97	222.34	227	202
55	220.97	222.34	227	202
56	225.01	226.38	231	206
56	225.01	226.38	231	206
57	229.05	230.42	235	210
57	229.05	230.42	235	210
58	233.01	234.47	240	214
58	233.01	234.47	240	214
59	237.14	238.51	244	218
59	237.14	238.51	244	218
60	241.18	242.55	248	222
60	241.18	242.55	248	222
61	245.22	246.59	252	226
61	245.22	246.59	252	226
62	249.27	250.64	256	230
62	249.27	250.64	256	230
63	253.31	254.68	260	234
63	253.31	254.68	260	234
64	257.35	258.72	264	238
64	257.35	258.72	264	238
65	261.39	262.76	268	242
65	261.39	262.76	268	242
66	265.44	266.81	272	246
66	265.44	266.81	272	246
67	269.48	270.85	276	248
67	269.48	270.85	276	248

100	402.88	404.25	409	368
101	406.93	408.30	413	372
101	406.93	408.30	413	372
102	410.97	412.34	417	376
102	410.97	412.34	417	376
103	415.01	416.38	421	380
103	415.01	416.38	421	380
104	419.05	420.42	425	385
104	419.05	420.42	425	385
105	423.01	424.47	430	389
105	423.01	424.47	430	389
106	427.14	428.51	434	392
106	427.14	428.51	434	392
107	431.18	432.55	438	395
107	431.18	432.55	438	395
108	435.22	436.59	442	398
108	435.22	436.59	442	398
109	439.27	440.64	446	401
109	439.27	440.64	446	401
110	443.31	444.68	450	404
110	443.31	444.68	450	404
111	447.35	448.72	454	407
111	447.35	448.72	454	407
112	451.39	452.76	458	410
112	451.39	452.76	458	410
113	455.44	456.81	462	413
113	455.44	456.81	462	413
114	459.48	460.85	466	416
114	459.48	460.85	466	416
115	463.52	464.89	470	420
115	463.52	464.89	470	420
116	467.56	468.93	474	423
116	467.56	468.93	474	423
117	471.61	472.98	478	426
117	471.61	472.98	478	426
118	475.65	477.02	482	430
118	475.65	477.02	482	430
119	479.69	481.06	486	433
119	479.69	481.06	486	433
120	483.73	485.10	490	435
120	483.73	485.10	490	435

Standard