

## PU Linear XH Steel

Article code: TBPU000194

### General information

<b>Productgroup</b>	Timing belts, PU Linear
<b>Industry segment</b>	General industry; Wood; Building materials: Stone & ceramics, Bricks & tiles
<b>Main product feature</b>	Positive drive, Wear resistant

### Belt construction

<b>Tension member</b>		steel
<b>Material</b>	<b>body</b>	Polyurethane
<b>Surface</b>	<b>tooth side</b>	Polyurethane
	<b>back side</b>	Polyurethane

### Characteristics

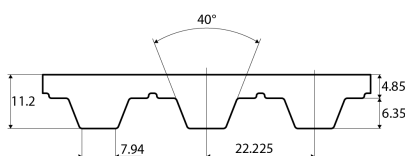
<b>Food Grade (FG)</b>	no	
<b>Antistatic (AS)</b>	no	
<b>Oil &amp; Fat resistance</b>	yes	

### Technical data

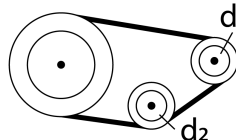
<b>Tooth</b>	profile		XH		
	pitch		22.225 mm	0.87 in.	
<b>Hardness body material</b>	ISO 868		92A Shore		
<b>Belt thickness</b>	total		11.2 mm	0.44 in.	
<b>Belt weight</b>			10.6 kg/m <sup>2</sup>	2.17 lbs/ft <sup>2</sup>	
<b>Coefficient of friction</b>	tooth side to steel	dynamic	0,5		
<b>Operating temperature</b>	continuous	from / to	-10 / 80 °C	14 / 176 °F	
<b>Minimum pulley diameter</b>	A) without counter flexing	number of teeth, t1	18		
		d1	124.54 mm	4.9 in.	
		d2	150 mm	5.91 in.	
	B) with counter flexing	number of teeth, t1	20		
		d1	138.69 mm	5.46 in.	
		d2	180 mm	7.09 in.	
<b>Belt width</b>	maximum		152.4 mm	6 in.	
<b>Endless length</b>	minimum		1200 mm	47.24 in.	
<b>Manufacturing length</b>	standard		100000 mm	328.08 ft.	

### Reference images

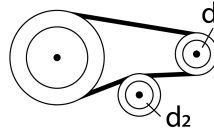
#### Side view



#### A) without counter flexing



#### B) with counter flexing



## Fabrication

This information on the fabrication options is general, please contact Ammeraal Beltech for the specific fabrication possibilities of the timing belt of your choice.

Open end, prepared splice, spliced endless with mechanical fastener or a pin joint fastener.

Cleats welded or mechanically attached, metal teeth, guides welded or glued.

Covers can be welded, glued, coated or vulkanized onto the back side of the timing belt.

Thermoplastic covers can be embossed. Perforations, lateral and longitudinal slots, lateral and longitudinal profiles.

## Additional Information

Tooth profile according to standard: metric ISO 17396 , imperial ISO 5296-1, curvilinear ISO 13050, depending on the belt type.

This sheet contains typical values, which apply to a temperature of approx. 20 °C (68 °F), unless otherwise stated, individual data may differ.

Consult our specialists for further information like technical calculations. Instructions regarding joining, storage & maintenance and tracking & tensioning.

Standard belt width [mm]	Allow. tensile load Linear open end & Torque [N]	Allow. tensile load Linear welded endless [N]		Spring force [N]
25.4	3200	1600		880000
50.8	6500	3250		1760000
76.2	9800	4900		2640000
101.61	13500	6750		3520000

Speed rpm [1/min]	Specific tooth force [N/mm]	Specific power [W/mm]	
0	9.6	0	
25	9.266	0.086	
50	8.953	0.166	
75	8.67	0.241	
100	8.383	0.311	
150	7.926	0.44	
200	7.48	0.554	
300	6.942	0.771	
400	6.553	0.971	
500	6.248	1.157	
750	5.691	1.581	
1000	5.288	1.959	
1250	4.977	2.304	
1500	4.719	2.622	
1750	4.502	2.918	
2000	4.314	3.196	
3000	3.74	4.156	
4000	3.331	4.935	

Standard