

## PU Torque T5 Steel

Article code: TBUT000200

### General information

<b>Productgroup</b>	Timing belts, PU Torque
<b>Industry segment</b>	General industry; Container & packaging; Paper & print
<b>Main product feature</b>	Positive drive, Non-marking, Wear resistant

### Belt construction

<b>Tension member</b>		steel
<b>Material</b>	<b>body</b>	Polyurethane
<b>Surface</b>	<b>tooth side</b>	Polyurethane
	<b>back side</b>	Polyurethane

### Characteristics

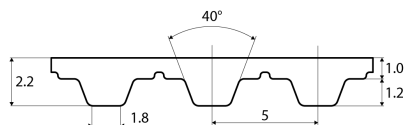
<b>Food Grade (FG)</b>	no
<b>Antistatic (AS)</b>	no
<b>Oil &amp; Fat resistance</b>	yes

### Technical data

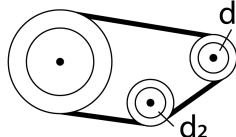
<b>Tooth</b>	profile		T5		
	pitch		5 mm	0.2 in.	
<b>Hardness body material</b>	ISO 868		92A Shore		
<b>Belt thickness</b>			2.3 mm	0.09 in.	
<b>Belt weight</b>			2.1 kg/m <sup>2</sup>	0.43 lbs/ft <sup>2</sup>	
<b>Coefficient of friction</b>	tooth side to steel	dynamic	0,5		
<b>Operating temperature</b>	continuous	from / to	-10 / 80 °C	14 / 176 °F	
<b>Minimum pulley diameter</b>	A) without counter flexing	number of teeth, t1	10		
		d1	15.05 mm	0.59 in.	
		d2	30 mm	1.18 in.	
	B) with counter flexing	number of teeth, t1	15		
		d1	23.05 mm	0.91 in.	
		d2	30 mm	1.18 in.	
<b>Belt width</b>	maximum		100 mm	3.94 in.	
<b>Belt length</b>	minimum		900 mm	35.43 in.	
	maximum		25000 mm	82.02 ft.	

### Reference images

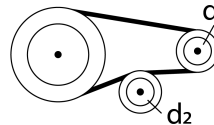
#### Side view



#### A) without counter flexing



#### B) with counter flexing



## Fabrication

This information on the fabrication options is general, please contact Ammeraal Beltech to inquire for the specific fabrication possibilities of the timing belt of your choice.

Cleats welded or mechanically attached, metal teeth, guides welded or glued.

Covers can be welded, glued, coated or vulkanized onto the back side of the timing belt.

Thermoplastic covers can be embossed.

Perforations, lateral and logitudinal slots, lateral and longitudinal profiles.

## Additional Information

Tooth profile according to standard: metric ISO 17396 , imperial ISO 5296-1, curvilinear ISO 13050, depending on the belt type.

This sheet contains typical values, which apply to a temperature of approx. 20 °C (68 °F), unless otherwise stated, individual data may differ.

Consult our specialists for further information like technical calculations. Instructions regarding joining, storage & maintenance and tracking & tensioning.

Standard belt width [mm]	Allow. tensile load Linear open end & Torque [N]	Allow. tensile load Linear welded endless [N]		Spring force [N]
10	390	195		90000
16	550	275		142500
25	910	455		225000
32	1100	550		285000
50	1690	845		450000
75	2400	1200		675000
100.1	3200	1600		900000

Speed rpm [1/min]	Specific tooth force [N/mm]	Specific power [W/mm]	
0	2.452	0	
25	2.36	0.005	
50	2.274	0.009	
75	2.23	0.014	
100	2.175	0.018	
150	2.105	0.026	
200	2.05	0.034	
300	1.955	0.049	
400	1.867	0.062	
500	1.815	0.076	
750	1.697	0.106	
1000	1.626	0.136	
1250	1.56	0.163	
1500	1.5	0.188	
1750	1.448	0.211	
2000	1.403	0.234	
3000	1.265	0.316	
4000	1.166	0.389	

<b>Standard</b>	